


## STEP 1 Assembly

Assemble as illustrated below.

Lay the round base by 4pcs Long tubes A and 4pcs short tubes B, and connect them together by Bolt. But please don't use Flat Nut to lock it at this stage.



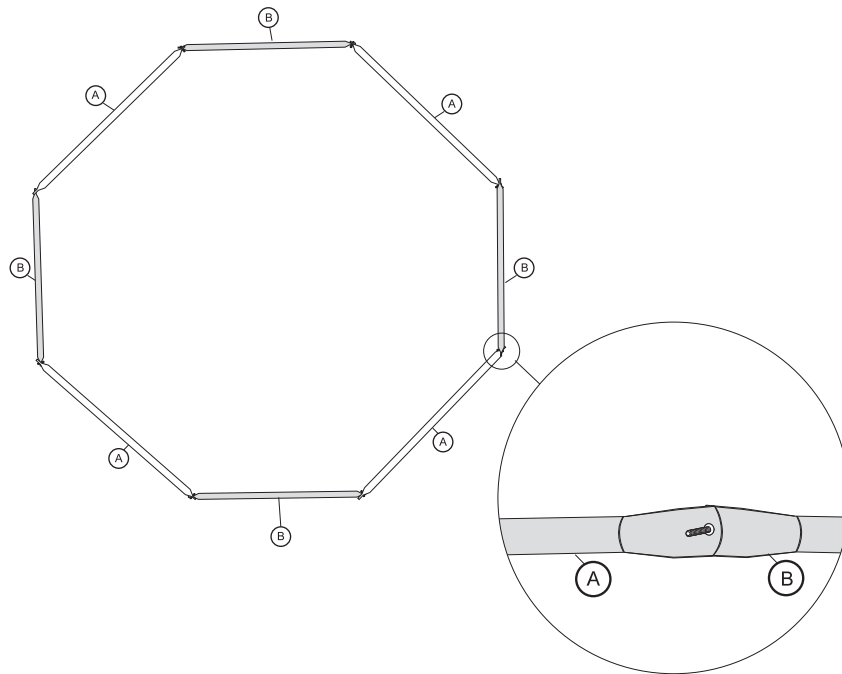
Long tube A 4pcs



Short tube B 4pcs



Bolt m8\*38mm  
(x8 pcs)



HINT: The screws go through from the inside out.

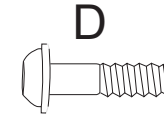

The convex side of the tube always faces inward of the dome.

## STEP 2 Assembly

Assemble as illustrated below.

Six Middle tubes C are used to form a hexagons by using one Bolt M8\*38 and one Flat Nut.

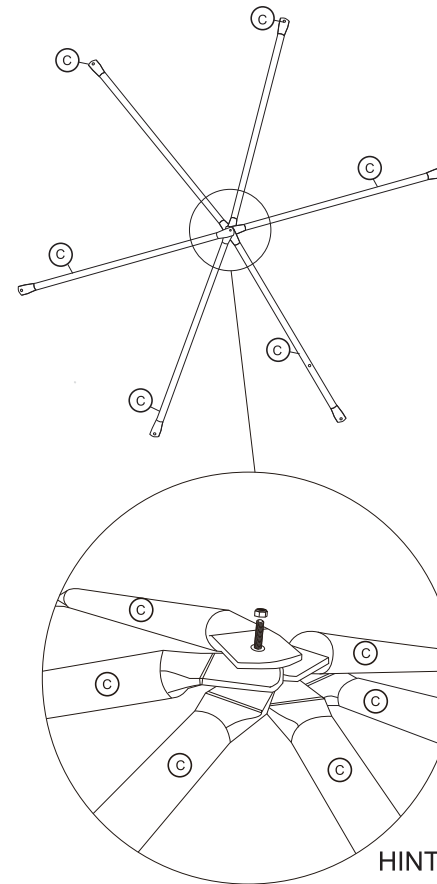
Repeat it again to form four hexagons.



Bolt M8\*38mm  
(x 4pcs)



Flat Nut M8  
(x 4pcs)



HINT: The screws go through from the inside out.

Do not fully tighten the nuts at this stage.